

Bearing selection
Products Series
AISI 440C
AISI 304
AISI 630
Pure Titanium
Ceramic
Heat Resistance
Grease Free
Low Torque
Solid Grease
Set Screw
Alignment Function
Flange Unit
Guide Wheel
6800
6900
SS5200
5200
5800
Customization
Examples of Use

# SF Series AISI 440C Flanged Bearing Units



Corrosion resistance



High-load environment



Transportation



High-precision flanged bearing units made with single low deep groove stainless steel bearing and stainless bearing housing. Contribute significantly to cost reduction by simplified facility design and improved work efficiency.

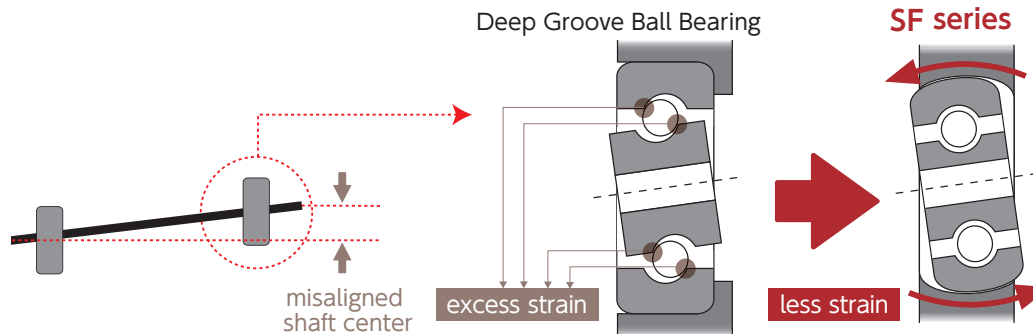
## Features

### 1. Corrosion Resistance

Both bearing and housing made of AISI 440C stainless steel are superior for corrosion resistance and clean environment.

### 2. Aligning function for SSA and SSXCA type

Aligning function can reduce the stress on the bearing by the error of shaft center and the flexure of the shaft.



### 3. Fit

The adequate fit is kept between the bearing and the housing because no difference occurs in the amount of expansion and contraction by using AISI 440C stainless steel for both components.

### 4. Mounting

Best used for the applications that require precise positioning by the precision finishing. As for SSXCA and SSXC types, shaft can be easily fastened with set screws.

## Applications

Food machinery, clean room application, chemical processing machine, cleaning equipment, conveyor

## Precautions

Axial load may impair the aligning function, therefore is not recommended.

Please refer to the chart below for the recommended tightening torque.

Refrain from tightening over the recommended torque or using a screw locking adhesive.

They can cause bearings to fail prematurely.

#### Set screw recommended torque

Sizes	TorqueN·m
M3	0.7
M4	1.8
M5	3.0
M6	4.0

#### Mounting bolt recommended torque

Sizes	TorqueN·m
M4	1.8
M5	3.0
M6	4.0
M8	8.5

Bearing  
selection

Products  
Series

AISI  
440C

AISI  
304

AISI  
630

Pure  
Titanium

Ceramic

Heat  
Resistance

Grease  
Free

Low  
Torque

Solid  
Grease

Set  
Screw

Alignment  
Function

Flange  
Unit

Guide  
Wheel

6800  
6900

SS5200  
5200

5800

Customization

Examples  
of Use

## Composition of bearing number

<div>SS XCA 6000 ZZ SFA</div> <div> <div>1</div> <div>2</div> <div>3</div> <div>4</div> <div>5</div> </div>					1	SS : Material AISI 440C
					2	A : With aligning function XCA : With aligning function and set screw XC : With set screw
					3	Basic number
					4	Blank : Open ZZ : Double steel plate shields 2RS : Double contact rubber seals
					5	SF : Round flange, cylindrical I.D. SFA : Round flange, spherical I.D.

## Product Specifications (SSA type with aligning function)

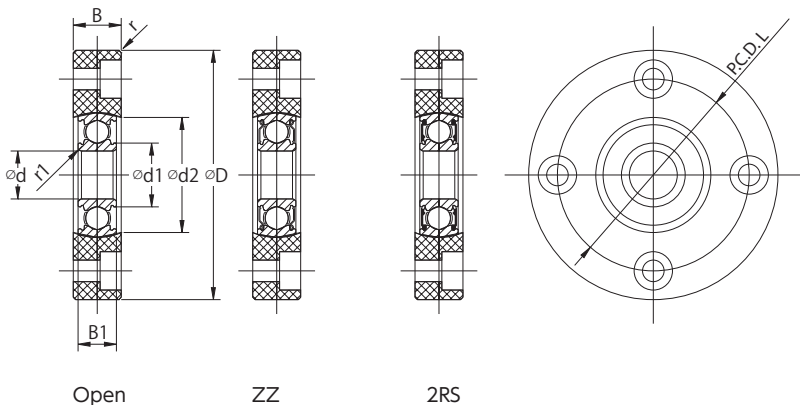
Standard Specifications			
Bearing	SSA type Spherical O.D.	Inner and Outer Rings	AISI 440C
		Balls* <sup>1</sup>	AISI 440C
		Retainer	AISI 304
		Shield	AISI 304
		Seal* <sup>2</sup>	Nitrile rubber
Housing			AISI 440C
Lubricant* <sup>3</sup>			Heat-resistant grease

The following special specifications are also available.

\*1 Ceramic balls (Silicon Nitride Si<sub>3</sub>N<sub>4</sub>)

\*2 Fluorine rubber seal

\*3 Heat- and chemical-resistant fluorine grease, food grade grease, and other special greases



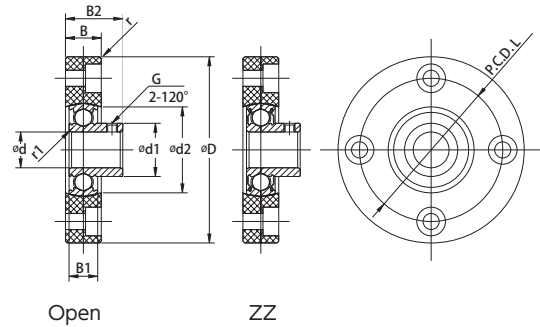
## Table of Dimensions

Bearing Numbers	d	B1	D	B	L	d1	d2	r min.	r1 min.	Bolt size	Basic Load Ratings	
	mm	mm	mm	mm	mm	mm	mm	mm	mm	—	Cr N	Cor N
SS A6000 SFA	10	8	52	10	40	13.3	24.4	0.6	0.3	M4	4600	1970
SS A6200 SFA	10	9	55	10	43	16.0	28.6	0.6	0.6	M4	5100	2390
SS A6001 SFA	12	8	55	10	43	16.0	26.5	0.6	0.3	M4	5100	2390
SS A6201 SFA	12	10	58	12	45.5	16.7	30.1	0.6	0.6	M5	6800	3050
SS A6002 SFA	15	9	58	12	45.5	19.0	30.1	0.6	0.3	M5	5600	2840
SS A6202 SFA	15	11	68	12.5	52	20.2	33.1	0.6	0.6	M5	7650	3750
SS A6003 SFA	17	10	68	12.5	52	21.5	33.1	0.6	0.3	M5	6000	3250
SS A6203 SFA	17	12	72	14	57	22.2	37.9	1.0	0.6	M6	9600	4800
SS A6004 SFA	20	12	72	14	57	25.1	40.1	1.0	0.6	M6	9400	5050
SS A6204 SFA	20	14	80	15.5	64	26.9	44.8	1.1	1.0	M6	12800	6650
SS A6005 SFA	25	12	80	15.5	64	30.1	44.8	1.1	0.6	M6	10100	5850
SS A6205 SFA	25	15	95	17	76	32.8	49.7	1.1	1.0	M8	14000	7900
SS A6006 SFA	30	13	95	17	76	35.8	52.7	1.1	1.0	M8	13200	8300
SS A6206 SFA	30	16	105	18.5	86	38.5	59.7	1.1	1.0	M8	19500	11300



## Product Specifications (SSXCA type with aligning function and set screw)

Standard Specifications			
Bearing	SSXCA type Spherical O.D. with set screw	Inner and Outer Rings	AISI 440C
		Balls*1	AISI 440C
		Retainer	AISI 304
		Shield	AISI 304
		Set Screw	AISI 304 equivalent
Housing			AISI 440C
Lubricant†*3			Heat-resistant grease



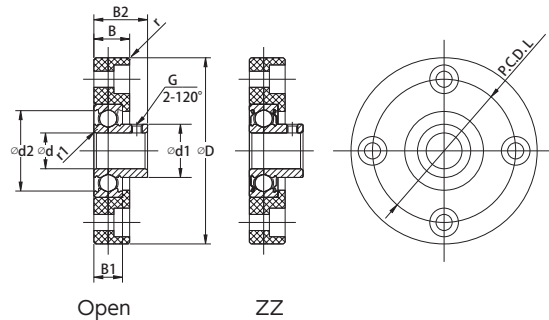
## Table of Dimensions

Bearing Numbers	d		B1	B2	G	D	B	L	d1	d2	r min.	r1 min.	Bolt size	Basic Load Ratings	
	mm	Tolerance												C <sub>r</sub>	C <sub>or</sub>
SS XCA6000 SFA	10	+0.015 0	8	16	M3	52	10	40	14.86	24.4	0.6	0.3	M4	4600	1970
SS XCA6200 SFA	10		9	17.5	M4	55	10	43	17.45	28.6	0.6	0.6	M4	5100	2390
SS XCA6001 SFA	12		8	16	M3	55	10	43	17.45	26.5	0.6	0.3	M4	5100	2390
SS XCA6201 SFA	12		10	20	M4	58	12	45.5	18.19	30.1	0.6	0.6	M5	6800	3050
SS XCA6002 SFA	15		9	18	M3	58	12	45.5	20.45	30.1	0.6	0.3	M5	5600	2840
SS XCA6202 SFA	15		11	20.75	M4	68	12.5	52	21.69	33.1	0.6	0.6	M5	7650	3750
SS XCA6003 SFA	17		10	18.75	M4	68	12.5	52	22.95	33.1	0.6	0.3	M5	6000	3250
SS XCA6203 SFA	17	+0.018 0	12	22	M5	72	14	57	24.68	37.9	1.0	0.6	M6	9600	4800
SS XCA6004 SFA	20		12	22	M5	72	14	57	27.44	40.1	1.0	0.6	M6	9400	5050
SS XCA6204 SFA	20		14	23.75	M5	80	15.5	64	29.22	44.8	1.1	1.0	M6	12800	6650
SS XCA6005 SFA	25		12	23.75	M5	80	15.5	64	32.04	44.8	1.1	0.6	M6	10100	5850
SS XCA6205 SFA	25		15	27	M5	95	17	76	33.92	49.7	1.1	1.0	M8	14000	7900
SS XCA6006 SFA	30		13	26.5	M5	95	17	76	37.93	52.7	1.1	1.0	M8	13200	8300
SS XCA6206 SFA	30		16	29.75	M6	105	18.5	86	40.60	59.7	1.1	1.0	M8	19500	11300

Also usable by inverting a housing against bearings.

## Products Specifications (SSXC type with set screw)

Standard Specifications			
Bearing	SSXC type Cylindrical O.D. with set screw	Inner and Outer Rings	AISI 440C
		Balls*1	AISI 440C
		Retainer	AISI 304
		Shield	AISI 304
		Set Screw	AISI 304 equivalent
Housing			AISI 440C
Lubricant*3			Heat-resistant grease



## Table of Dimensions

Bearing Numbers	d		B1	B2	G	D	B	L	d1	d2	r min.	r1 min.	Bolt size	Basic Load Ratings	
	mm	Tolerance												C <sub>r</sub>	C <sub>or</sub>
SS XC000 SF	10	+0.015 0	8	15	M3	52	10	40	14.86	22.5	0.6	0.3	M4	4600	1970
SS XC200 SF	10		9	17	M4	55	10	43	17.45	25.2	0.6	0.6	M4	5100	2390
SS XC001 SF	12		8	15	M3	55	10	43	17.45	25.2	0.6	0.3	M4	5100	2390
SS XC201 SF	12		10	19	M4	58	12	45.5	18.19	27.5	0.6	0.6	M5	6800	3050
SS XC002 SF	15		9	16.5	M3	58	12	45.5	20.45	28.2	0.6	0.3	M5	5600	2840
SS XC202 SF	15		11	20	M4	68	12.5	52	21.69	30.6	0.6	0.6	M5	7650	3750
SS XC003 SF	17		10	17.5	M4	68	12.5	52	22.95	30.7	0.6	0.3	M5	6000	3250
SS XC203 SF	17	+0.018 0	12	21	M5	72	14	57	24.68	35.1	1.0	0.6	M6	9600	4800
SS XC004 SF	20		12	21	M5	72	14	57	27.44	37.5	1.0	0.6	M6	9400	5050
SS XC204 SF	20		14	23	M5	80	15.5	64	29.22	41.3	1.1	1.0	M6	12800	6650
SS XC005 SF	25		12	22	M5	80	15.5	64	32.04	42.5	1.1	0.6	M6	10100	5850
SS XC205 SF	25		15	26	M5	95	17	76	33.92	46.1	1.1	1.0	M8	14000	7900
SS XC006 SF	30		13	24.5	M5	95	17	76	37.93	49.1	1.1	1.0	M8	13200	8300
SS XC206 SF	30		16	28.5	M6	105	18.5	86	40.60	55.1	1.1	1.0	M8	19500	11300

Bearing can be dismantled from housing. Also usable by inverting a housing against bearings. Please mind a bearing coming off a housing.

Bearing  
selection

Products  
Series

AISI  
440C

AISI  
304

AISI  
630

Pure  
Titanium

Ceramic

Heat  
Resistance

Grease  
Free

Low  
Torque

Solid  
Grease

Set  
Screw

Alignment  
Function

Flange  
Unit

Guide  
Wheel

6800  
6900

SS5200  
5200

5800

Customization

Examples  
of Use